


## STREAMSHIELD™ Vent Panels Technology Driven EMI Airflow Solution



### KEY FEATURES

- Lightweight design
- Economical construction
- Excellent shielding performance (>50 dB @ 10 GHz)
- Excellent dimensional aspect ratios for airflow - 95% open area honeycomb for maximum airflow
- Customization
- Rapid prototyping

### DESCRIPTION

With their exclusive designs (patent pending) and manufacturing process, Chomerics' STREAMSHIELD vent panels have been developed as a high performance, economical solution to the EMI and airflow issues in information technology and telecommunications applications. Increased electromagnetic radiation and heat generation, together with intensified regulatory requirements for emissions suppression, necessitate a more sophisticated solution than simple perforations or louvers in electronic enclosures.

STREAMSHIELD vent panels deliver EMC and thermal management performance that meets the technology demands of today's electronic systems, including:

- Switches
- High speed routers
- Test equipment
- Cooling fan covers
- Indoor cellular base stations
- Wireless and wireline infrastructures
- Personal computers
- Network servers
- Network cabinets and enclosures
- Access equipment
- Rack mounted power amplifiers
- Storage cabinets

The STREAMSHIELD designs provide the same high performance as traditional honeycomb vent panels. Their honeycomb is 95% open area, minimizing pressure drop (Figure 3). The aperture size and cell depth provides the waveguide absorption and cut-off frequencies needed to solve even the most difficult EMI and airflow challenges.

### CONSTRUCTION CHOICES

STREAMSHIELD vent panels are produced in two styles. In the first style, the honeycomb is incorporated into a stamped "tray" with integral tangs (fingers) around the periphery. The special mechanical process used to bend the tangs into the honeycomb ensures secure, consistent and reliable honeycomb-frame contact (see photo and Figure 1). This style is offered in two standard configurations that provide a square fan opening, or a round fan opening, as shown in Figure 4. In the second style, the honeycomb is incorporated into a roll-formed frame with a knitted aluminum wire mesh that maximizes contact (minimizes impedance) between the honeycomb and frame. Other construction features include:

- Aluminum alloy 3003 or 5052 framing
- Aluminum alloy 5052 honeycomb, 1/16 (1.6 mm) or 1/8 inch (3.2 mm) cells — 1/8 inch (3.2 mm), 1/4 inch (6.35 mm) or 1/2 inch (12.7 mm) thickness
- 6.1 lb./ft.<sup>3</sup> density, 0.0015 inch (0.38 mm) thick foil
- SOFT-SHIELD 5000 EMI Gasket
  - Choice of surface finishes

*Optional OMNI CELL® honeycomb construction (oriented 90° to counteract polarization effects)*

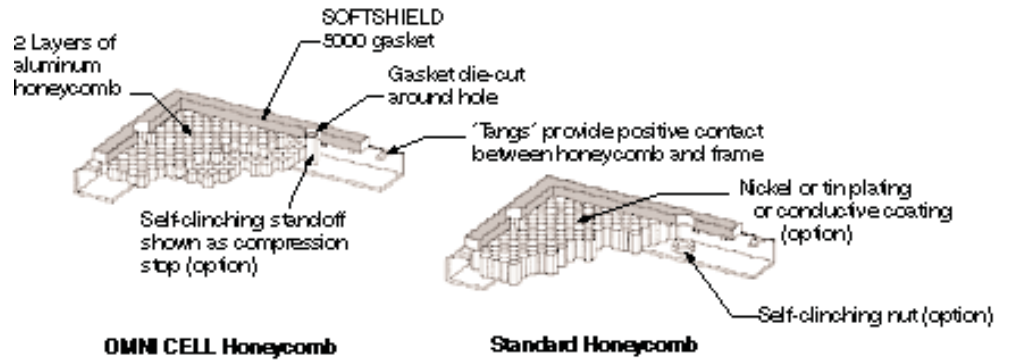
OMNI CELL honeycomb construction provides higher shielding effectiveness than standard honeycomb construction. Contained in the same standard thickness frame, it utilizes two parallel honeycomb panels, each of which is half the thickness of standard honeycomb. Foil directions of the two OMNI CELL layers are at right angles to each other to eliminate the polarized shielding characteristics of conventional honeycomb. Refer to Figure 1.

**CUSTOMIZATION OPTIONS**

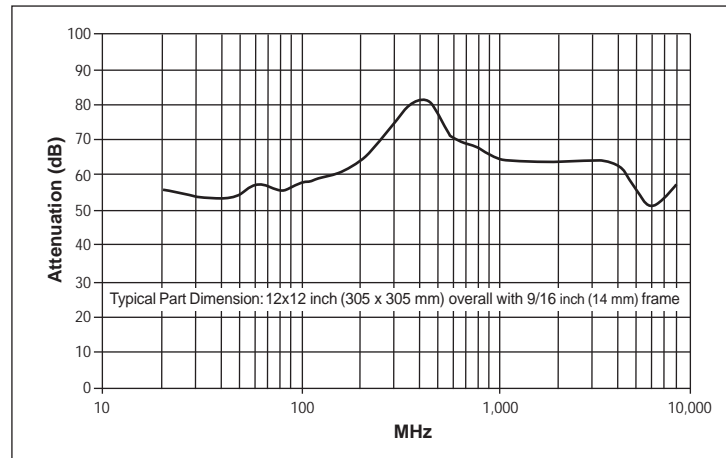
- Alternative honeycomb cell sizes and thicknesses
- Alternative EMI gaskets
- Custom sized frames
- Custom fastener hole patterns
- Chromate conversion coating — clear or yellow, provides corrosion resistance and paintable surface
- Electroless nickel or electrolytic tin plating — enhances EMI shielding and corrosion protection, but chromate conversion coating also required if parts are to be painted
- Conductive paint - alternative to plating
- Intumescent paint - see inset below.
- Foam filters - 30 pore per inch poly-ether filter foam, UL94 HF1 rated. Other pore densities are available.
- Protective grilles - 0.030 inch (0.76 mm) thick, 0.250 inch (6.35 mm) hex perforated metal with 0.281 inch (7.14 mm) centers, for harsh environments
- Special hardware - for example, self-clinching standoffs or nuts (Figure 1)

Chomerics' Application Engineering Department is ready to assist you with evaluating cost-effective STREAMSHIELD EMI shielded vent/airflow panels in your design.

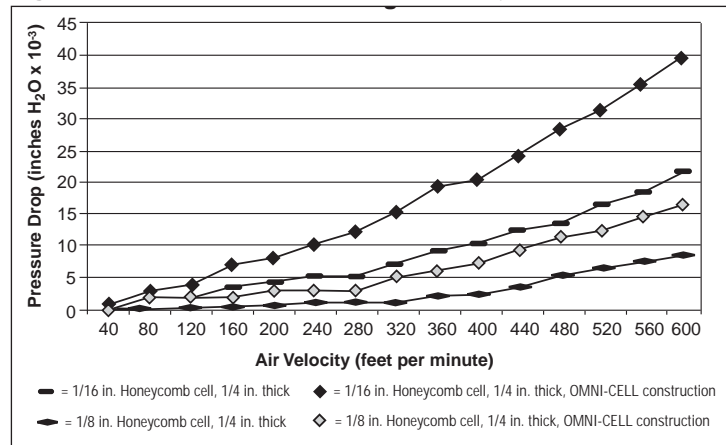
**Figure 1** STREAMSHIELD Panel Construction (stamped tray) Example




**Figure 2** Shielding Effectiveness (dB) of STREAMSHIELD Vent Panel with OMNI CELL Construction



**Figure 3** Pressure Drop Across Various Honeycomb Media



## Fire Retardant HEICF 1594 Intumescent Coating System



*Coated (right) and non-coated (left) STREAMSHIELD vent panels. Intumescent coating of plain honeycomb pane (unframed) is also available.*

### **Optional surface treatment for STREAMSHIELD panels or other honeycomb products**

Chomerics' HEICF 1594 intumescent coating is a water-based system that is applied to honeycomb shielding vent panels to improve fire containment in electronic enclosures. A thin coating in the honeycomb cells reacts on exposure to flame or heat at 300°F (149°C) and expands rapidly, filling the cells with a carbonaceous foam that prevents flames from propagating through the honeycomb. This system can be invaluable in meeting the requirements for Network Equipment Building Systems (NEBS) compliance, and Bellcore GR-63-CORE Physical Protection Standards for Fire Resistance (Spread).

### **Fire Protection Performance**

The HEICF 1594 coating system is based on the same fire retardant chemistry that meets the requirements of the ASTM E-84 Test Procedure and that is classified by UL as providing Class A (0-25) flame spread protection and low smoke

density (15 on a scale of 0-450) on the standard test substrate. Currently, there are no established test criteria for intumescent coatings on honeycomb vent panels. NOTE: Suitability of use for this product in a specific application must be determined by the user.

### **Heat and Humidity Resistance**

The HEICF 1594 coating system has been tested for heat and humidity aging in Chomerics' laboratories. Heat aging at 185°F (85°C) for 168 hours caused slight darkening of the coating, but had no effect on the intumescent properties. Humidity aging at 185°F (85°C) and 85% relative humidity for 168 hours also had no effect on the intumescent properties of the coating system.

### **Mechanical Considerations**

There is a reduction in the open area of the honeycomb when the coating system is applied. The coating system has approximately 4 mils (0.10 mm) dry film thickness. Standard 6.1 lb., 1/8 inch cell (3.18 mm) honeycomb is 96% open

before coating. After coating, it is 84% open. The addition of the coating increases the structural strength/stiffness of the honeycomb.

### **Colors**

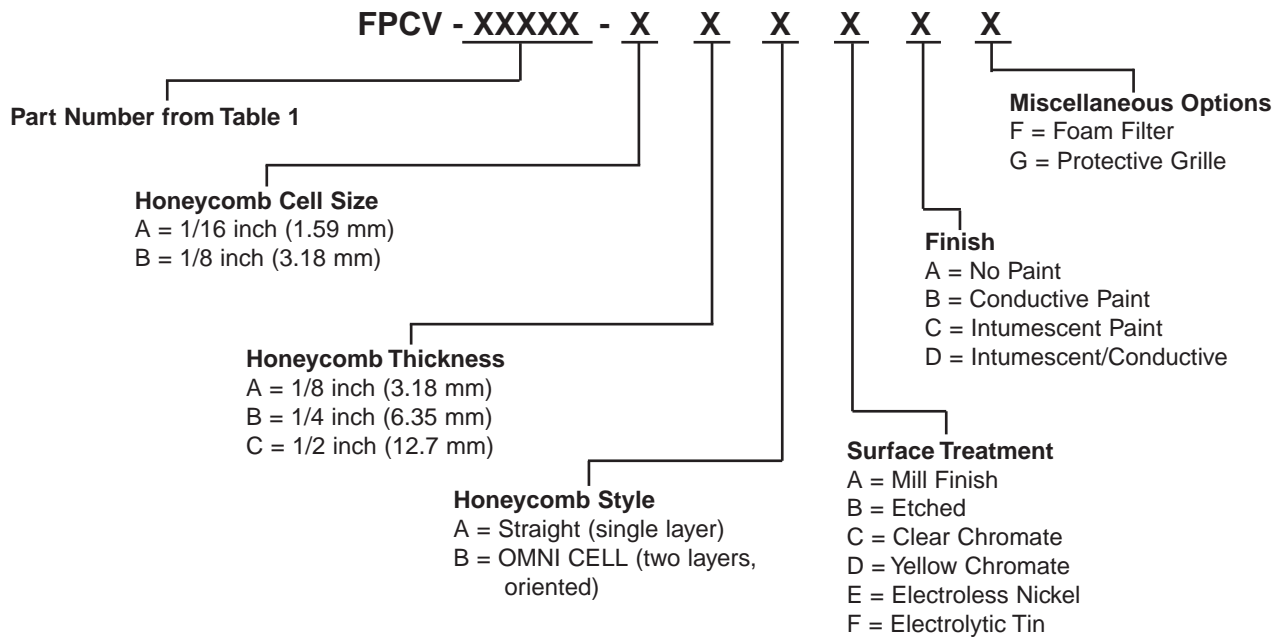
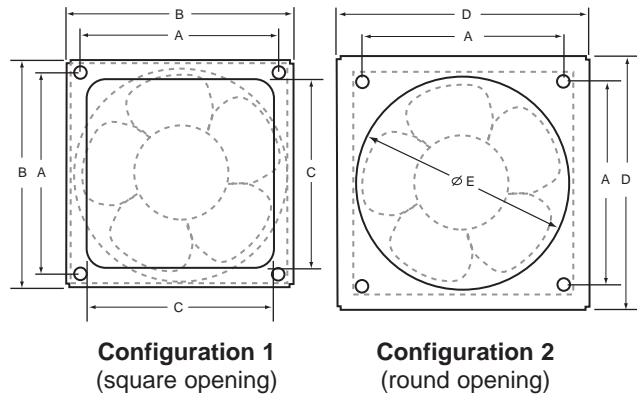
The HEICF 1594 coating system is off-white in color as a standard, but is compatible with universal colorants within limits. Many colors, therefore, can be offered on a custom option basis.

*In addition to coating EMI shielded vents, Chomerics extends its Intumescent Coating capabilities to unframed honeycomb paneling. Contact Chomerics for more information.*

**ORDERING PROCEDURE**

Use the following part number system to order STREAMSHIELD vent panels. For alternative frame and honeycomb cell sizes or additional customization, part numbers will be assigned by Chomerics.

**Figure 4** Standard STREAMSHIELD Configurations



**Table 1**

STREAMSHIELD VENTS FOR STANDARD FAN SIZES							Part Numbers	
Dimensions, inch (mm)							Config. 1	Config. 2
Fan Size	A	B	C	D	E (dia.)			
25 mm	0.79 (20.00)	—	—	1.38 (35.05)	0.90 (22.86)	—	11025	
40 mm	1.26 (25.28)	1.58 (40.13)	1.07 (27.18)	1.96 (49.78)	1.50 (38.10)	10040	11040	
60 mm	1.97 (50.04)	2.29 (58.17)	1.97 (50.04)	2.47 (62.74)	2.05 (52.07)	10060	11060	
80 mm	2.81 (71.37)	3.13 (79.50)	2.53 (64.26)	3.51 (89.15)	3.00 (76.20)	10080	11080	
92 mm	3.25 (82.55)	3.56 (90.42)	3.25 (82.55)	3.94 (100.08)	3.40 (86.36)	10092	11092	
120 mm	4.13 (104.90)	4.45 (113.03)	4.13 (104.90)	4.82 (122.43)	4.20 (106.68)	10120	11120	
150 mm	6.38 (162.05)	6.70 (170.18)	6.38 (162.05)	6.70 (170.18)	5.40 (137.16)	10150	11150	



Chomerics,  
 Div. of Parker Hannifin  
 77 Dragon Court  
 Woburn, MA 01888-4014  
 TEL: 781-935-4850  
 FAX: 781-933-4318



Parker Hannifin PLC  
 Chomerics Europe  
 Parkway, Globe Park  
 Marlow, Bucks, SL7 1YB, United Kingdom  
 TEL: (44) 1628 404000 FAX: (44) 1628 404090



Parker Hannifin Hong Kong Ltd.  
 Chomerics Sales Department  
 8/F King Yip Plaza  
 9 Cheung Yee Street, Cheung Sha Wan  
 Kowloon, Hong Kong  
 TEL: (852) 2 428 8008  
 FAX: (852) 2 423 8253

NOTICE: The information contained herein is to the best of our knowledge true and accurate. However, since the varied conditions of potential use are beyond our control, all recommendations or suggestions are presented without guarantee or responsibility on our part and users should make their own tests to determine the suitability of our products in any specific situation. **This product is sold without warranty either expressed or implied, of fitness for a particular purpose or otherwise, except that this product shall be of standard quality, and except to the extent otherwise stated on Chomerics' invoice, quotation, or order acknowledgement.** We disclaim any and all liability incurred in connection with the use of information contained herein, or otherwise. All risks of such are assumed by the user. Furthermore, nothing contained herein shall be construed as a recommendation to use any process or to manufacture or to use any product in conflict with existing or future patents covering any product or material or its use.  
 © Chomerics, div. of Parker Hannifin Corp., 2000  
 Printed in U.S.A.

