

SOFT-SHIELD® 4800

Multi-planar EMI Gaskets




Customer Value Proposition:

SOFT-SHIELD® 4800 Multi-planar conductive Z axis foam EMI gaskets represent Parker Chomerics newest innovation in soft foam based EMI shielding technology. The unique integration of electrically conductive silver-plated fibers into low density open cell urethane foam provides the basis for a performance driven, cost effective EMI shielding solution.

Through the optimization of the conductive fiber construction, loading and dispersion within the foam matrix, Soft-Shield 4800 provides superb Z-axis conductivity with extremely short ground paths.

Since the integrity of the base foam is uncompromised, Soft-Shield 4800 offers exceptional physical and mechanical properties as well as stable electrical performance (through resistance) after multiple closure cycles.

Soft-Shield 4800 is manufactured in rolls and is easily converted into product forms applicable for I/O panels, backplanes, connectors, access panels and rectangular/square strip gasket seals.



Product Features:

- Excellent through resistance (< 10 milliohm @ 50% gasket deflection).
- Option of unique selectively coated PSA (pressure sensitive adhesive) optimizes gasket adhesion and electrical interface resistance. (Fig.1)
- Excellent compression set properties.
- Very low closure force.
- Non-nickel bearing material (silver plated fibers).
- Non-Bromine bearing materials (RoHS compliant).
- Roll form compatible with high speed/ low cost part conversion.
- Compartmental shielding of cut-outs or easy "peel-and-stick" grounding applications.

Contact Information:

Parker Hannifin Corporation
Chomerics Division
77 Dragon Court
Woburn, MA 01801

phone 781 935 4850
fax 781 933 4318
chomailbox@parker.com

www.chomerics.com
www.parker.com/chomerics

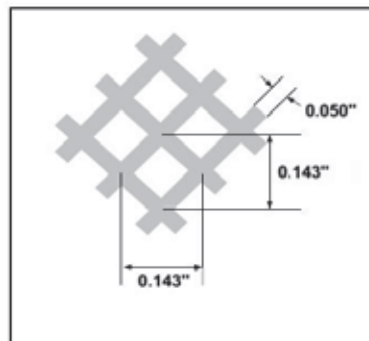


Figure 1 Cross-Hatch PSA

SOFT-SHIELD® 4800 - Product Information

Table 1: Typical Properties

Typical Properties	SOFT-SHIELD 4800	TEST METHOD
Compression-Deflection (lb/linear inch) ex. 3mm	25% - 1.95 lb/inch 50% - 6.30 lb/inch	ASTM C165 (Mod.)
Through-Resistance	(See Figure 2)	-
S.E., 20 MHz to 10 GHz	Average: 95 (dB)	CHO-TM-TP08
Compression Set	<15%	ASTM D3574
Tensile Strength (3mm / in ²)	9.9 lbs./in ²	0.1 ohm/sq., max
Adhesive Peel Strength	45 oz./inch	PSTC 1 Mod. / 180°
Flammability	HF-1	UL-94
Operating Temperature Range	-40 to +70° C	-

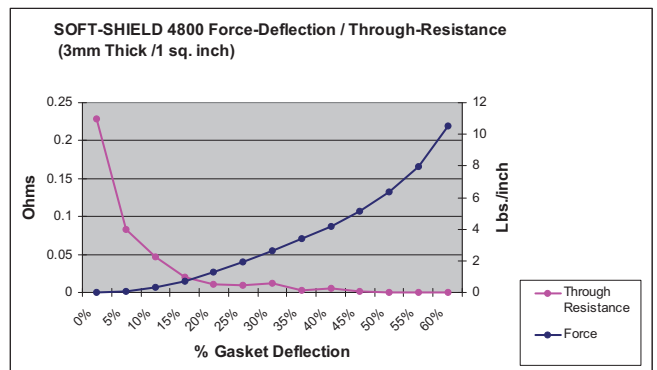
Table 2: Tolerances

Dimensional Tolerances inches (mm)	
Minimum Wall Widths 0.100 (2.54)	
Die-Cut inches (mm) up to 20.00 (up to 508) 20.01 to 30.00 (508.3 to 762) over 30.00 (over 762)	inches (mm) ±0.020 (0.51) ±0.030 (0.76) ±0.060 (1.52)
Standard Thicknesses inches (mm) 0.040 (1) 0.060 (1.5) 0.079 (2) 0.118 (3) 0.157 (4) 0.197 (5)	inches (mm) ±0.020 (0.51) ±0.020 (0.51) ±0.020 (0.51) ±0.020 (0.51) ±0.020 (0.51) ±0.020 (0.51)

Table 3: SS4800 Electrical Stability (Through Resistance)

PROPERTY	TYPICAL VALUE (ohm/in ²)		TEST METHOD
Initial Through Resistance	Gasket Dflection		ASTM C-165 Mod.
	25%	50%	
	0.035	0.009	
Heat Aging	0.048	0.018	75° C - 168 Hours
High Temp / High Humidity	0.017	0.010	85° C / 95% RH - 48 Hours
Temperature Cycling	0.038	0.028	-40° C/+65° C - 96 Hours 30 min. dwell at temp. 10 min. ramp time
Compression Cycling	0.069	0.024	1000 Compression Cycles (0-50% gasket deflection)

Figure 2 Through-Resistance



ORDERING INFORMATION:

4800 — 1X — 0610 — ZZZZ

SOFT-SHIELD® 4800 Family Material Width mm (inches) Thickness mm (inches)
 (ex. 0150 = 1.5 mm)

0 = No PSA 610 (24) **0100** 1.0 (.039) **0300** 3.0 (.118)
 1 = Cross-Hatch PSA **0150** 1.5 (.060) **0400** 4.0 (.157)
 0200 2.0 (.078) **0500** 5.0 (.197)

For custom die-cut parts, contact Parker Chomerics Inside Sales

www.chomerics.com
www.parker.com/chomerics

CHOMERICS and SOFT-SHIELD are registered trademarks of Parker Hannifin Corporation. © 2010

TB 1078 EN April 2012



ENGINEERING YOUR SUCCESS.